


Slot Diffusers

Adjustable aluminium slot diffusers

New



AN 285 D TP
1200 x 300 mm



AN 294 TP
600 x 600 mm

Advantages

- Adjustable diffusion.
- Aesthetic design.
- Replaces a standard suspended ceiling tile.
- Adapted to T frames or Fine-line frames.
- Slot length adjustable independently of ceiling panel.

APPLICATION

- Supply or exhaust systems – adjustable diffusion using two directional deflectors on each slot.
- Heating and air-conditioning installations.
- Ceiling mounted.
- Designed to replace a standard type T or Fine-line suspended ceiling tile.
- Inlet air supply models with filter replacing filter in duct-mounted convector fans.

DESCRIPTION

- Extruded aluminium body with RAL9010 tint.
- Ceiling-mounted compensation plate in RAL9010 tinted steel.
- Aluminium deflectors with RAL9005 black.
- Type 280 D: slot width 20 mm.
- Type 290 D: slot width 25 mm.
- Standard slot length (L) is the maximum available length in the selected ceiling panel. This length (L) can be reduced on request depending on the installation airflow.

NOTE: types 280 and 290: diffusers without deflectors to be used for air exhaust only. Come in air inlet filter holder models with core mounted on hinges and push-push opening.

- Concealed fixing, using screws in the plenum (type S2). The plenum is fitted with lugs for fixing to the concrete tile. Use the suspension cables.

NOTE: the diffuser weight must not be borne by the frame of the suspended ceiling.

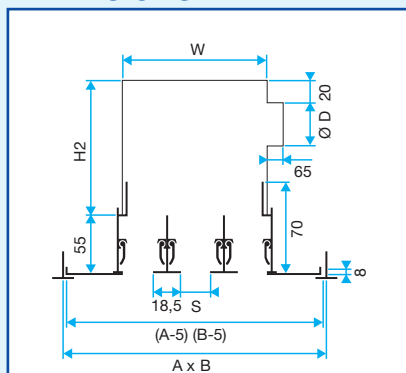
ACCESSORIES

- B: slide damper, in galvanised black sheet steel. Adjustable from the front panel of the diffuser. Delivered mounted on the diffuser.
- 1/2 B: attractive cover in black coloured sheet steel allowing for reducing the "openwork" effect of the slots (pointless with D deflectors). Delivered mounted on the diffuser.
- White deflectors (type D only).
- Connecting and expansion plenum in simple or insulated galvanised steel (models P280 and P290).

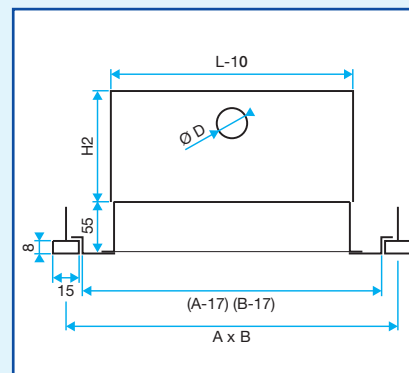
ADDITIONAL RANGE

- Paint finish in accordance with the RAL colour chart (please, consult us).
- Available in up to 8 slots if the ceiling width allows (please, consult us).
- Slot length (L) can be adjusted depending on airflow and / or desired attractiveness (please, consult us).
- Linear range without compensation plate (see preceding pages).

DIMENSIONS



Ceiling mounted with T profiles



Ceiling mounted with Fine-line profiles

AN 280 D TP : S = 20 mm				
Comfort airflow levels in m ³ /h for Lw < NR 30 and dimensions				
No. of slots	W (mm)	H2 (mm)	Ø D (mm)	Air supply airflow (m ³ /h)
1	34	175	125	125
2	72	210	160	225
3	110	250	200	300
4	149	300	250	400
5	187	300	250	480
6	225	300	250	550
7	263	365	315	610
8	302	365	315	700


• See selection tables on page 282.

AN 290 D TP : S = 25 mm				
Comfort airflow levels in m ³ /h for Lw < NR 30 and dimensions				
No. of slots	W (mm)	H2 (mm)	Ø D (mm)	Air supply airflow (m ³ /h)
1	39	210	160	150
2	82	250	200	270
3	125	250	200	400
4	169	300	250	500
5	212	300	250	600
6	255	365	315	710
7	298	365	315	810
8	342	365	315	900

• See selection table on page 282.

Slot Diffusers

Adjustable aluminium slot diffusers



AN 285 D TP



AN 294 TP

Advantages

- Adjustable diffusion.
- Aesthetic design.
- Replaces a standard suspended ceiling tile.
- Adapted to T frames or Fine-line frames.
- Slot length adjustable independently of ceiling panel.

280D TP and 290D TP air supply diffusers

A x B H / L	AN280DTP code 11002174 - AN290DTP code 11002176							
	600x300 570	900x300 870	1200x300 1170	1350x300 1320	600x600 570	1200x600 1170	675x675 645	1350x675 1320
1	•	•	•	•	•	•	•	•
2	•	•	•	•	•	•	•	•
3	•	•	•	•	•	•	•	•
4	•	•	•	•	•	•	•	•
5	•	•	•	•	•	•	•	•
6	•	•	•	•	•	•	•	•

280 TP and 290 TP air exhaust diffusers

A x B H / L	AN280TP code 11002173 - AN290TP code 11002175							
	600x300 570	900x300 870	1200x300 1170	1350x300 1320	600x600 570	675x675 645	1200x600 1170	1350x675 1320
1	•	•	•	•	•	•	•	•
2	•	•	•	•	•	•	•	•
3	•	•	•	•	•	•	•	•
4	•	•	•	•	•	•	•	•
5	•	•	•	•	•	•	•	•
6	•	•	•	•	•	•	•	•

280 TP and 290 TP air exhaust diffusers filter holder

A x B H / L	AN280TP+O code 11002177 - AN290TP+O code 11002178							
	600x300 570	900x300 870	1200x300 1170	1350x300 1320	600x600 570	1200x600 1170	675x675 645	1350x675 1320
4	•	•	•	•	•	•	•	•
5	•	•	•	•	•	•	•	•
6	•	•	•	•	•	•	•	•

P280 et P290 air supply or air exhaust plenums

H / L	P280 code 11002122 - P290 code 11002123					
	570	645	870	1170	1320	
1	•	•	•	•	•	•
2	•	•	•	•	•	•
3	•	•	•	•	•	•
4	•	•	•	•	•	•
5	•	•	•	•	•	•
6	•	•	•	•	•	•

AVAILABLE OPTIONS

Diffuser	Options on plenum
White deflectors (type D only)	Special depth
Slide damper B	Special diameter on connectors
Attractive cover 1/2 B	Additional connectors
For T-bar or Fine-line type ceilings	Fresh air connector
Protective film	2 sides insulation
Epoxy paint according to RAL colour chart	5 sides insulation
	G3 filter included