

Ceiling Diffusers

Square, removable core diffusers



AF 704 - Extruded aluminium profiles
AF 704A - Readymade cores



AF 704
with filter for air exhaust



Damper B700

Advantages

- Aesthetic design.
- 1, 2, 3 or 4 way diffusion.
- Air exhaust filter.
- The filter is accessible by a quick and simple dismantling of the central core.

APPLICATION

- Fixed horizontal air supply diffusion.
- Simple heating installations ($\Delta T_{max} = +30^\circ C$) and air-conditioning ($\Delta T_{max} = -14^\circ C$) installations.
- Ceiling mounted.

DESCRIPTION

- External frame and inner core in extruded aluminium assembled profile (AF 704, AF 703, AF 702, AF 701)
- External frame in extruded profiles and inner readymade cores (AF 704A)
- Removable core using a system of clips for access to the interior.
- Finish : white epoxy painted matte finish - RAL9010 tint.
- Concealed fixing, by lateral screws in the neck.
- Connection to circular ducts.

ACCESSORIES

- Damper B 700 in aluminium. Counter-rotating shutters. Adjustment via the front panel of the diffuser. Mounted on the diffuser using the clips supplied.
- RT (top connection) and RE (side connection) plenums in galvanised steel.
- REI (5) side connection plenum in galvanised steel - thermal insulation on 5 faces.

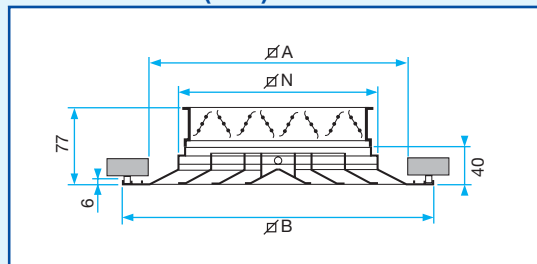
AVAILABLE OPTIONS

- Visible flange screw, code F1 (for AF flange only).
- Concealed bracket fixing, code F7.
- Optional frame, code AS.
- All above types are available with opposed blade damper, adjustable from diffuser front face. eg. AF 704 B.

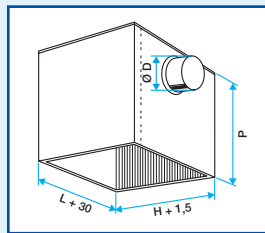
ADDITIONAL RANGE

- Thin framed versions. Rectangular versions.
- Paint finish in accordance with the RAL colour chart (please, consult us).

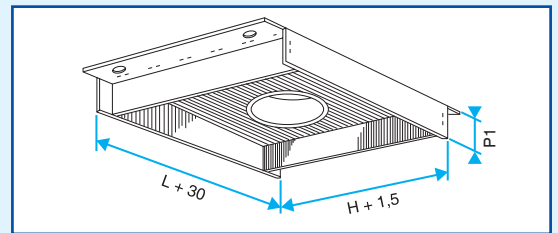
DIMENSIONS (mm)



Diffuser + B 700 damper



RE connecting plenum



RT connecting plenum

Comfort airflow levels for $L_w < NR 30$ and dimensions

Dimensions L x H (mm)	$\varnothing N$ (mm)	$\varnothing A$ (mm)	$\varnothing B$ (mm)	P1 (mm)	P (mm)	$\varnothing D$ (mm)	Air supply airflow (m ³ /h)	Air exhaust airflow with filter (m ³ /h)
150 x 150	148	214	274	115	215	125	180	130
225 x 225	223	289	349	115	250	160	320	230
300 x 300	298	364	424	165	340	250	500	350
375 x 375	373	439	499	165	405	315	630	440
472 x 472*	470	536	596	215	445	355	950	670
525 x 525	523	589	649	215	445	355	1100	770
600 x 600	598	664	724	215	490	400	1400	980

* Designed for suspended ceiling tiles.

• See selection table on page 249.

RANGE

Dimensions	1-way diffuser AF 701 Code	2-way diffuser AF 702 Code	3-way diffuser AF 703 Code	4-way diffuser AF 704 Code	4-way diffuser AF 704 A Code
150 x 150					
225 x 225					
300 x 300					
375 x 375					
450 x 450					
472 x 472*					
525 x 525					
600 x 600					